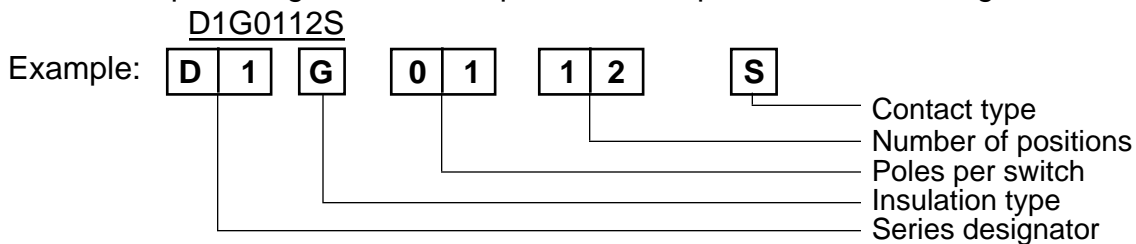


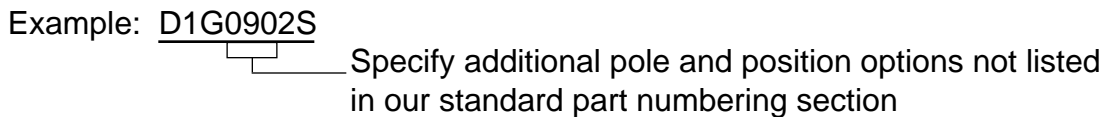
# ORDERING METHODS

Determine the most applicable switch construction (C) enclosed, (D) open frame, (E) special purpose or (M) military, and then use the appropriate selector guide to determine the desired series. There are four ways to select a switch from the catalog.

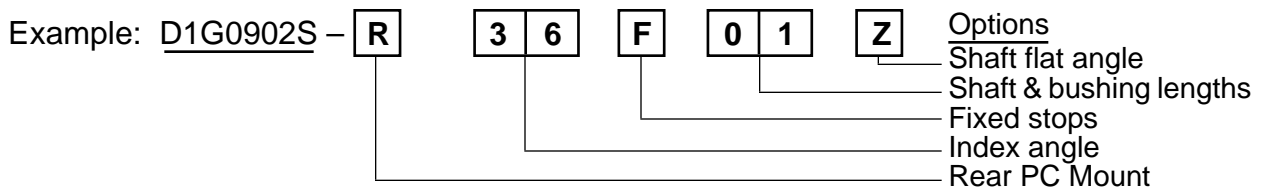
- 1. Use the pre-designed standard part numbers printed in the catalog.



- 2. Use the “How to Order Additional Options” section located with each series to specify the switch requirements with standard options.



- 3. Use the “How to Order Additional Options” to add additional options to either a standard part number or a standard option part number.



- 4. Contact the factory or your local representative of Electroswitch. Electroswitch designs and manufactures thousands of custom rotary switches, including “high volume one of a kind” designs. Open and enclosed frame worksheets are provided on pages 5 and 45 to help communicate your requirements.

Example: D1G0902S- Factory Assigned